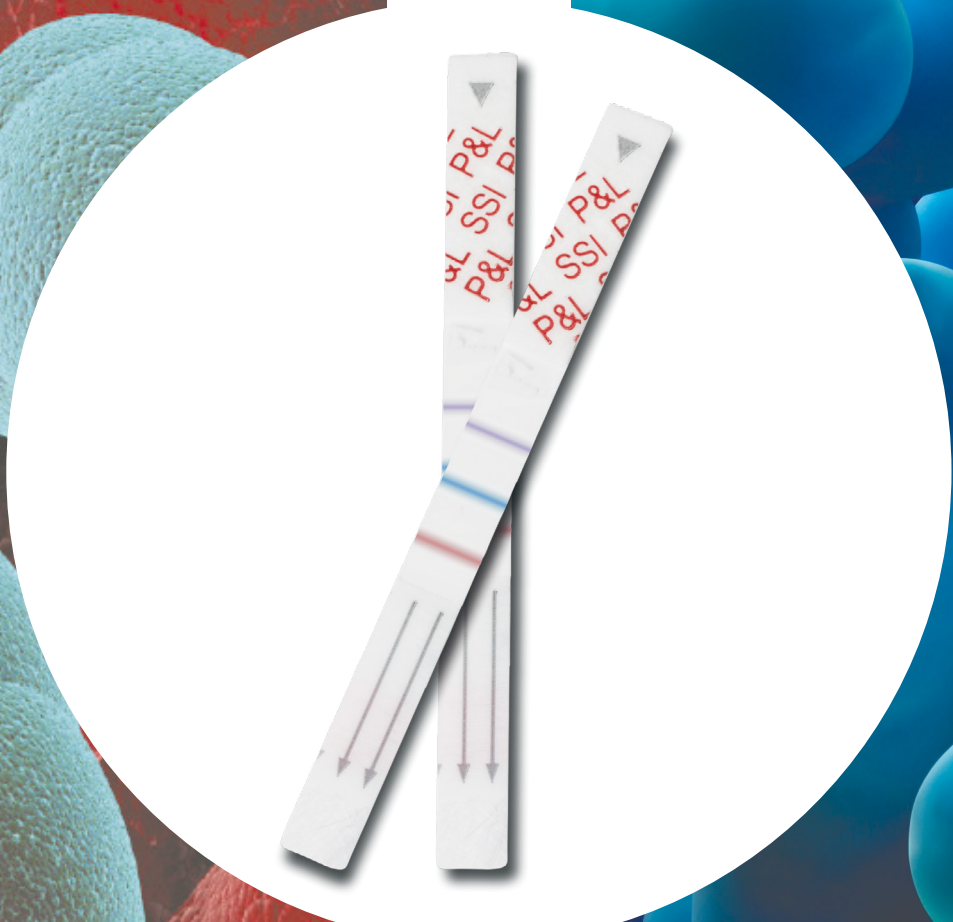
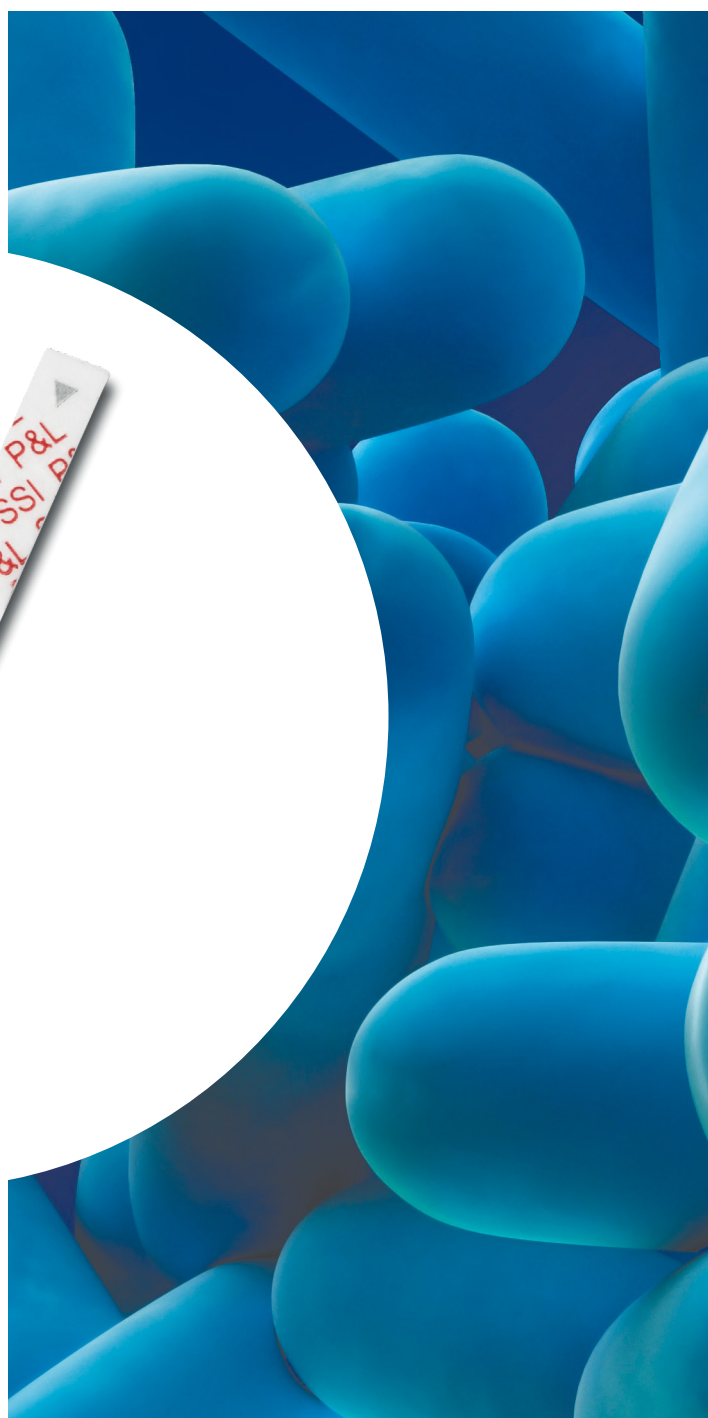
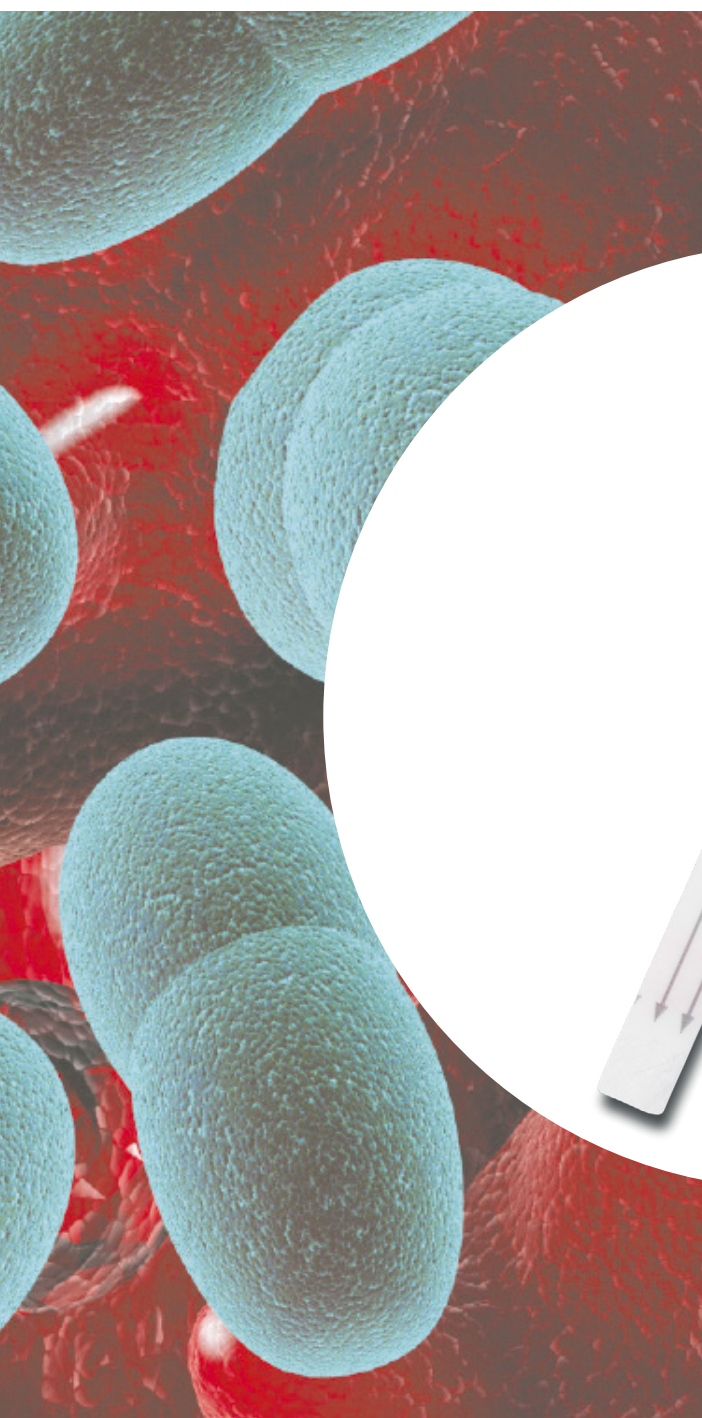


IMMUIVIEW®

S. PNEUMONIAE AND L. PNEUMOPHILA
URINARY ANTIGEN TEST

STATENS
SERUM
INSTITUT



SSI Diagnostica
2 Herredsvejen
DK-3400 Hillerød
Denmark

T +45 4829 9178
F +45 4829 9179
@ ssidiagnostica@ssi.dk
w ssi.dk/ssidiagnostica



Description

ImmuView® *S. pneumoniae* and *L. pneumophila* Urinary Antigen Test is a combined rapid lateral flow test for qualitative detection of *S. pneumoniae* and *L. pneumophila* serogroup 1 in human urine samples.

The test is effective in presumptive diagnosis of *Legionella* infection (Legionnaires' Disease) caused by *L. pneumophila* serogroup 1 or pneumococcal pneumonia caused by *S. pneumoniae* in conjunction with culture and other methods. Correct and early treatment is vital for the prognosis of both diseases and therefore rapid methods to confirm both diseases in the initial phase are very important in order to initiate the proper antibiotic treatment as soon as possible.

The first of its kind

ImmuView® *S. pneumoniae* and *L. pneumophila* Urinary Antigen Test is the first of its kind to provide diagnostics for both *S. pneumoniae* and *L. pneumophila* serogroup 1 in one test. Instead of performing two separate tests it is now possible to perform one test and thereby save time and money. The test gives a result within 15 minutes.

Improve your diagnostics with ImmuView® *S. pneumoniae* and *L. pneumophila* Urinary Antigen Test and benefit from several factors:

- Testing for *S. pneumoniae* and *L. pneumophila* is recommended in guidelines in several countries
- Results in 15 minutes
- Reducing healthcare costs
- Improving diagnostics - providing the right treatment from the beginning. Pneumococcus is normally treated with penicillin, whereas *Legionella* requires macrolides or quinolones.
- Simple handling - the test is easy to use

ImmuView® *S. pneumoniae* and *L. pneumophila* Urinary Antigen Test includes 22 tests, running buffer, a positive and negative control along with 22 plastic pipettes, 22 test tubes, 1 tweezer, and a test tube holder.

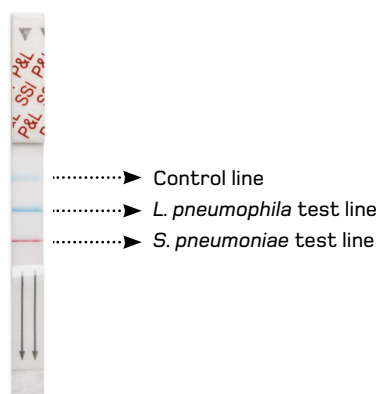


Figure 1. ImmuView® *S. pneumoniae* and *L. pneumophila* Urinary Antigen Test

Application

The ImmuView® *S. pneumoniae* and *L. pneumophila* Urinary Antigen Test is intended for diagnosis of *S. pneumoniae* and *L. pneumophila* infections by detection of urinary antigens for both *S. pneumoniae* and *L. pneumophila* serogroup 1. The principle of the test is immuno-chromatography also called lateral flow. The test is for *in vitro* diagnostic and professional use only.

Background

S. pneumoniae

S. pneumoniae is a major cause of invasive infections, and WHO estimates that approximately 1.6 million people die from severe pneumococcal infections every year^[1]. *S. pneumoniae* is the leading cause of community-acquired pneumonia of unknown etiology.^[2]

L. pneumophila

Legionella infections can either occur sporadic or epidemic, and as community-acquired or nosocomial infection. *Legionella* is responsible for two known diseases in humans Legionnaires' Disease and Pontiac fever. The generic term for both diseases is Legionellosis^[3, 4].

Sensitivity & Specificity

When testing the clinical performance of ImmuView® *S. pneumoniae* and *L. pneumophila* Urinary Antigen Test, it proved the following sensitivity and specificity:

<i>S. pneumoniae</i>	
Sensitivity (n = 71) ⁵	85%
Specificity (n = 76)	99%

<i>L. pneumophila</i>	
Sensitivity (n = 99) ⁵	89%
Specificity (n = 76)	100%

<i>S. pneumoniae</i> and <i>L. pneumophila</i> combined	
Sensitivity (n = 170) ⁵	87%
Specificity (n = 76)	99%

The clinical sensitivity of the *S. pneumoniae* test line was obtained by testing retrospective urine samples from patients with positive blood culture for *S. pneumoniae*. The clinical sensitivity of the *L. pneumophila* test line was obtained by testing retrospective urine samples from patients with a confirmed Legionnaires' Disease.

Storage and Shelf Life

Store at room temperature. Expiry date is printed on the package.

Product Assortment

ImmuView® *S. pneumoniae* and *L. pneumophila* Urinary Antigen Test, Article No. 95389.

References

1. Community-acquired pneumonia. File TM. Lancet 2003, 3362: 1991 – 2001, Dec 13
2. Severe pneumococcal pneumonia. New strategies for management. Chiou CCC, Yu VL Curr Opin Crit Care 2006, 12: 470-476
3. Murray PR, Rosenthal KS, Kobayashi GS, Pfaller MA. Medical Microbiology. Fourth edition. Mosby, Inc., Chile; 2002.
4. The Lancet. Legionnaires' Disease, The Lancet. 1977; 2: 1265-1266.
5. C. S. Jørgensen, S. A. Uldumb, J. F. Sørensen, I. C. Skovsted, S. Otte, and P. L. Elverdal. Evaluation of a new lateral flow test for detection of *Streptococcus pneumoniae* and *Legionella pneumophila* urinary antigen. Journal of Microbiological Methods 116 (2015) 33-36.

Information and Ordering

SSI Diagnostica	T +45 4829 9178
2 Herredsvejen	F +45 4829 9179
DK-3400 Hillerød	@ ssidiagnostica@ssi.dk
Denmark	W ssi.dk/ssidiagnostica
	🛒 shop.ssi.dk